


LED Spot **LS4**

IP40 | IP43 | IP20
LED



LS4Q | IP40 | SYSTEM LUMINAIRE
RECHARGEABLE BATTERY LUMINAIRE



LS4B | IP43 | SYSTEM LUMINAIRE
RECHARGEABLE BATTERY LUMINAIRE



LS4R | IP40 | SYSTEM LUMINAIRE
RECHARGEABLE BATTERY LUMINAIRE



LS4E | IP20 | SYSTEM LUMINAIRE
RECHARGEABLE BATTERY LUMINAIRE

The unadorned LED emergency luminaire is available as a rechargeable battery and as a system luminaire. The LED Spot LS4 can be ordered for recessed ceiling installation or for surface mounting.

Degree of protection	Recessed installation IP40 Ceiling mounted IP20	
Class	I	
Enclosure material	Sheet steel	
Enclosure colour/surface	RAL 9016 (white)	
Terminal block	3 x 2.5 ² for through wiring	
Light source	4 x 1 W power LED	
Ambient temperature	-20° C to +40° C	0° C to +40° C
Connected load (AC/DC)	13.2 VA/6.7 W	6.2 VA
Supply voltage	230V ± 10 %, 50/60 Hz/176-275 V DC	230V ± 10 %, 50/60 Hz
Rechargeable battery		3.6 V/2.5 Ah/3 Ah (NiCd)

VERSIONS

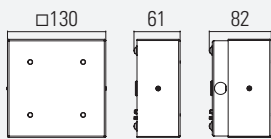
1 h with auto-check with BUS check		• •
3 h with auto-check with BUS check		• •
8 h with auto-check with BUS check		• •
without monitoring module	•	
with monitoring module	•	
with DALI monitoring only for recessed ceiling installation	•	

SPECIAL FEATURE

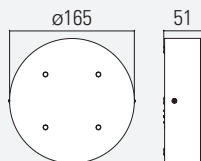
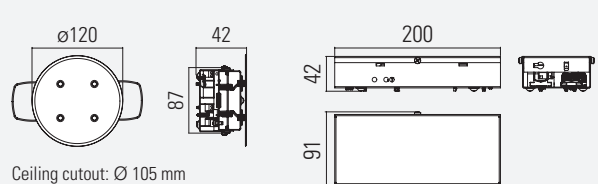
- LED Spot LS4Q + LS4B: Lateral cable entries can be exposed through height adjustment
- LED Spot LS4Q + LS4B: Wall bracket arm (lockable in 15° increments)
- LED Spot LS4B: Enclosure resistant to ball throwing - suitable for sports facilities

OPTIONS /ACCESSORIES

Enclosure colour in RAL 7024 (graphite grey) | Other colours on request

LS4Q CEILING MOUNTED

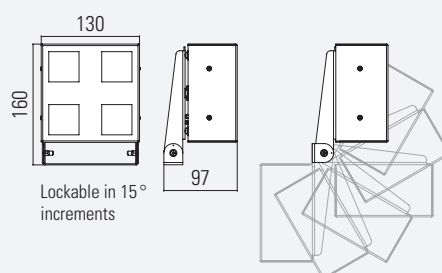
Lateral cable entries can be exposed through height adjustment.

LS4R CEILING MOUNTED**LS4E** RECESSED CEILING INSTALLATION

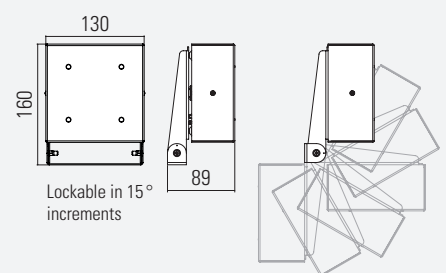
Ceiling cutout: Ø 105 mm
Maximum ceiling thickness: 42 mm
Minimum clear ceiling height: 140 mm

LS4B CEILING MOUNTED

Version resistant to ball throwing in IP43. Suitable for use in sports facilities. Lateral cable entries can be exposed through height adjustment.

LS4BA WALL BRACKET

Lockable in 15° increments

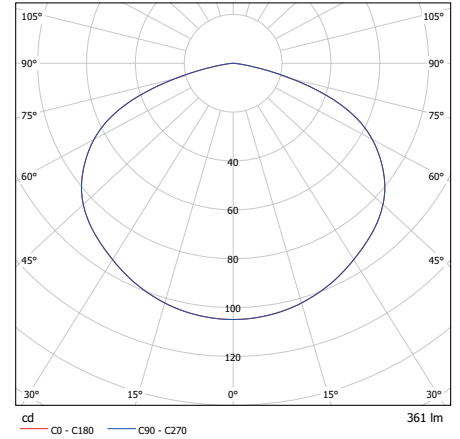
LS4QA WALL BRACKET

Lockable in 15° increments

POWER LED 4-SERIES

LIGHTING of ESCAPE ROUTES – EN 1838

Installation height [m]	System	1 h + 3 h		8 h		
		System	1 h + 3 h	8 h	System	1 h + 3 h
2.00	4.00	3.20	2.50	10.00	8.50	6.50
2.50	4.25	3.45	2.50	11.00	9.20	7.00
3.00	4.50	3.60	2.50	11.75	9.70	7.25
3.50	4.75	3.75	2.25	12.50	10.10	7.25
4.00	4.75	3.70	1.80	13.00	10.45	7.00
5.00	4.75	3.50	0.75	13.50	10.75	5.00
6.00	4.50	3.00		13.75	10.50	
7.00	4.00	2.25		13.75	10.00	



Lighting of OPEN AREAS > 60m² (ANTI-PANIC LIGHTING) – EN 1838

Installation height [m]	System	1 h + 3 h		8 h		
		System	1 h + 3 h	8 h	System	1 h + 3 h
3.00	4.75	3.85	2.50	12.00	10.15	7.75
4.00	5.00	4.10	2.50	13.50	11.20	8.75
5.00	5.25	4.20	2.25	14.75	12.05	9.25
6.00	5.50	4.20	1.75	15.75	12.80	9.50
7.00	5.50	4.00		16.50	13.35	
8.00	5.25	3.65		17.25	13.80	
9.00	5.00	3.25		17.75	14.00	
10.00	4.50	2.25		18.00	14.00	

LIGHTING of SALES AREAS (e.g. SELF-SERVICE STORES) – EN 1838

Installation height [m]	System	1 h + 3 h		8 h		
		System	1 h + 3 h	8 h	System	1 h + 3 h
2.00	3.00	2.30	1.80	8.00	7.05	5.50
3.00	3.25	2.60	1.75	10.00	8.10	6.25
4.00	3.50	2.60	1.25	11.00	8.90	6.75
5.00	3.50	3.00	1.50	11.75	9.60	4.50
6.00	3.25	2.55	1.50	12.25	9.60	4.00
7.00	3.00	1.75		12.75	10.00	
8.00	2.50	1.50		13.00	8.50	
9.00	2.00	2.50		12.25	5.00	

All figures in metres from the middle of the luminaire