

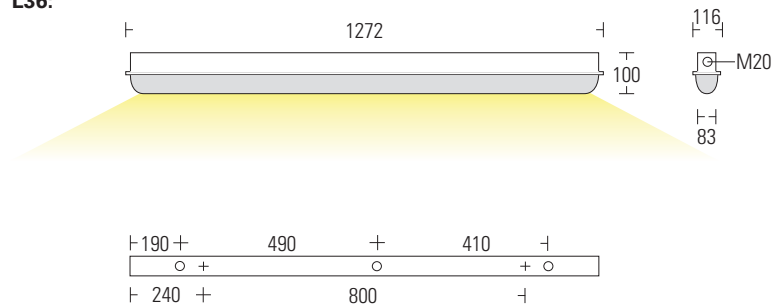


# LONGLIGHT L36 / L58

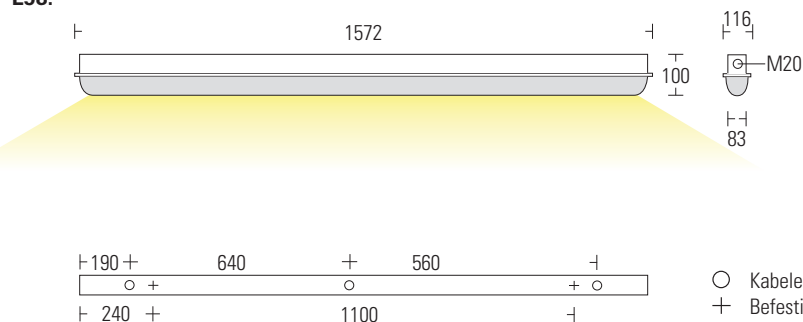
Sicherheitsleuchte in Feuchtraumausführung

LONGLIGHT	L36 EVG	L36 Akku	L58 EVG	L58 Akku
GEHÄUSEMATERIAL / housing material	PE-GF / PMMA			
GEHÄUSEFARBE / housing colour	grau / grey			
LEUCHTMITTEL / illuminant	36WT8 (3350lm)		58WT8 (5200lm)	
LEISTUNG (AC/DC) / load (AC/DC)	34,7VA / 32,0 W	–	49,3VA / 48,5W	–
SPANNUNG / voltage	230V AC/DC	230V AC	230V AC/DC	230V AC
NiCd-AKKU / NiCd-battery	–	6V / 4Ah	–	6V / 4Ah
SCHUTZART / protection category	IP 65			
SCHUTZKLASSE / protection class	I			
ARTIKELNUMMER / article number	L36		L58	

**L36:**



**L58:**



Nicht für ungeschützte Montage  
im Außenbereich geeignet.

○ Kabeleinführung Ø M20  
+ Befestigungen Ø 6mm

EVG-Version			Akku-Version				
ohne Überwachung without monitoring	mit Überwachung with monitoring	DALI-Überwachung DALI-monitoring	1h	3h	8h	Auto-Check auto-test	BUS-Check BUS-test
•	•	–	•	•	–	•	•

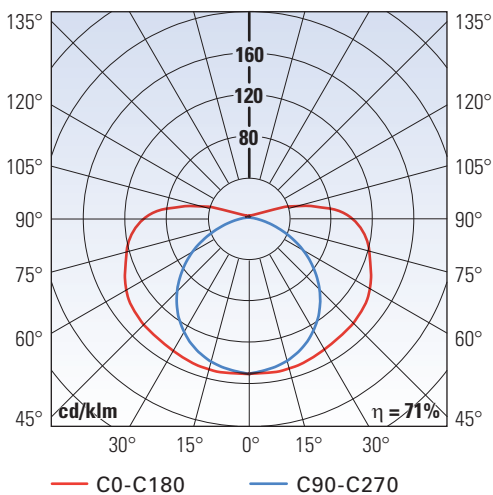
# LONGLIGHT L36 / L58

## Lichttechnische Daten

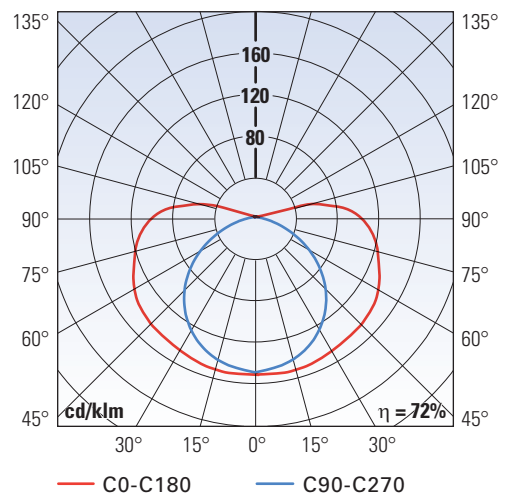
### Photometric data

Ausleuchtung von Rettungswegen / illumination of escape routes				EN 1838	
h [m] Höhe / height		a1 [m] EVG / 1h / 3h	a2 [m] EVG / 1h / 3h	b1 [m] EVG / 1h / 3h	b2 [m] EVG / 1h / 3h
2.00	L36	6.40 / 5.05 / 3.75	16.00 / 12.60 / 9.55	4.40 / 3.70 / 3.00	10.65 / 8.95 / 7.25
	L58	6.55 / 5.10 / 3.90	16.40 / 12.80 / 9.80	4.60 / 3.85 / 3.10	11.00 / 9.15 / 7.40
2.50	L36	6.85 / 5.25 / 3.85	17.15 / 13.45 / 10.00	4.90 / 4.00 / 3.10	11.60 / 9.60 / 7.65
	L58	7.90 / 5.35 / 4.00	19.90 / 13.75 / 10.40	5.50 / 4.10 / 3.20	13.20 / 9.80 / 7.85
3.00	L36	7.15 / 5.45 / 3.85	18.20 / 14.15 / 10.40	5.20 / 4.20 / 3.15	12.60 / 10.25 / 8.00
	L58	8.35 / 5.60 / 4.00	21.15 / 14.50 / 10.80	5.95 / 4.25 / 3.25	14.30 / 10.55 / 8.25
3.50	L36	10.00 / 5.60 / 3.80	25.20 / 14.70 / 10.60	6.95 / 4.30 / 3.10	16.75 / 10.95 / 8.30
	L58	10.80 / 5.75 / 4.00	27.10 / 15.00 / 11.00	7.45 / 4.40 / 3.25	17.85 / 11.10 / 8.60
4.00	L36	10.40 / 5.70 / 3.65	26.25 / 15.15 / 10.65	7.30 / 4.45 / 3.00	17.70 / 11.30 / 8.50
	L58	12.10 / 5.85 / 3.85	30.50 / 15.50 / 11.15	8.35 / 4.55 / 3.20	20.15 / 11.55 / 8.80

Longlight L36:



Longlight L58:



Der Abstandstabelle liegen folgende Faktoren zugrunde:  
The distance table is based on the following factors:

Leuchtmittel / illuminant: 36W/58WT8  
Wartungsfaktor / maintenance factor: 0,8  
Reflektionsgrad / degree of reflection: 0  
Notbeleuchtungsfaktor = Lichtstromfaktor / emergency lighting factor = balance lumen factor

