

# PRIMUS PS5

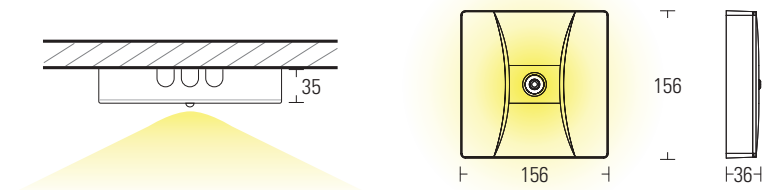
Leistungsstarke LED-Linsenleuchte  
zur Ausleuchtung von Flächen

PRIMUS PS5	EVG-Version	Optional
GEHÄUSEMATERIAL / housing material	Polycarbonat	<ul style="list-style-type: none"> <li>Überwachung / monitoring</li> </ul>
GEHÄUSEFARBE / housing colour	weiß / white	
LEUCHTMITTEL / illuminant	LED (220lm)	
LEISTUNG (AC/DC) / load (AC/DC)	8,5VA / 5,2W	
SPANNUNG / voltage	230V AC/DC	
SCHUTZART / protection category	IP 67	
SCHUTZKLASSE / protection class	I	
ARTIKELNUMMER / article number	PS5	

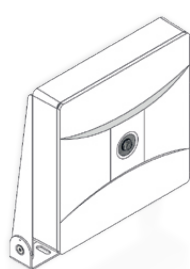


Erhöhte  
Schutzart **IP67**

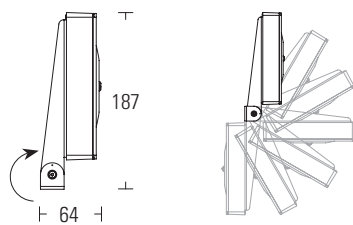
### Aufbaumontage



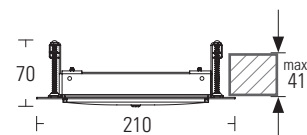
### Optionale Montagearten



### Wandausleger (arretierbar in 15° Rasterschritten)



### Deckeneinbauehäuse



EVG-Version			Akku-Version				
ohne Überwachung without monitoring	mit Überwachung with monitoring	DALI-Überwachung DALI-monitoring	1h	3h	8h	Auto-Check auto-test	BUS-Check BUS-test
•	•	-	-	-	-	-	-

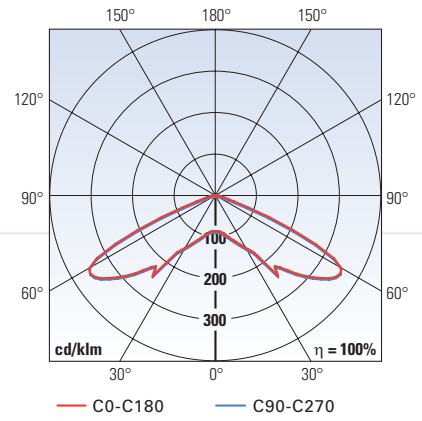
# PRIMUS PS5

## Lichttechnische Daten

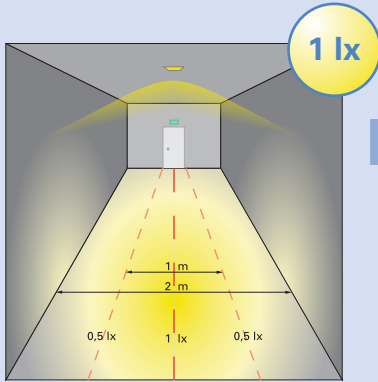
### Photometric data



Eulumdat-Datei auf [www.gessler.de](http://www.gessler.de)



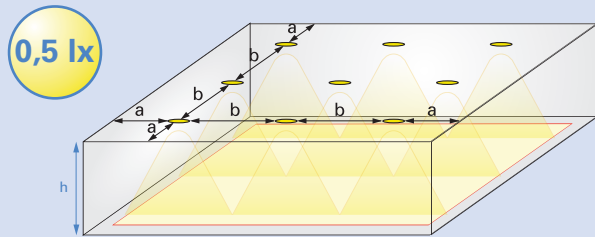
#### Ausleuchtung von Rettungswegen / illumination of escape routes EN 1838



h [m] Höhe / height	a1 [m]	a2 [m]
2.00	3.75	9.00
2.50	4.25	10.50
3.00	4.50	11.75
3.50	4.75	12.25
4.00	4.25	10.00
4.50	4.00	7.00

#### Ausleuchtung von Flächen > 60m<sup>2</sup> (Antipanikbeleuchtung) EN 1838

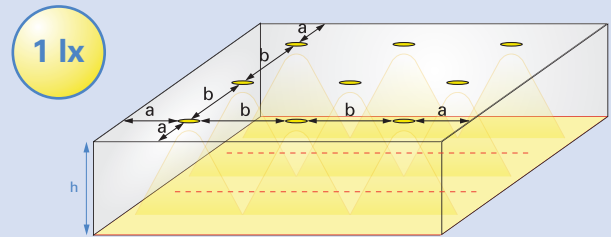
illumination of areas > 60m<sup>2</sup> (anti-panic illumination)



h [m] Höhe / height	a [m]	b [m]
2.50	4.00	9.50
3.00	4.50	10.50
3.50	4.75	12.00
4.00	5.00	13.00
5.00	5.50	15.00
6.00	4.50	15.50
7.00	2.00	13.50
8.00	1.00	13.50
9.00	1.00	13.50
10.00	1.50	12.50

#### Ausleuchtung von Verkaufsflächen (z.B. SB-Märkte) EN 1838

illumination of sales areas



h [m] Höhe / height	a [m]	b [m]
2.50	3.50	8.50
3.00	3.75	9.00
3.50	3.75	10.50
4.00	2.70	9.00
5.00	1.00	9.50
6.00	1.25	9.00
7.00	2.00	8.00
8.00	1.00	8.50
9.00	1.25	8.00
10.00	1.50	7.50

Der Abstandstabelle liegen folgende Faktoren zugrunde:  
The distance table is based on the following factors:

Leuchtmittel / illuminant: LED  
Wartungsfaktor / maintenance factor: 0,8  
Reflektionsgrad / degree of reflection: 0  
Notbeleuchtungsfaktor = Lichtstromfaktor / emergency lighting factor = balance lumen factor