

# SUB-LED **SL1** IP43 LED



SUB-LED SL1 is designed as an emergency luminaire for installation in steps. It lights the steps of stairs in cinemas or theatre halls in compliance with the relevant standards.

**SUB-LED SL1**

**SYSTEM LUMINAIRE**

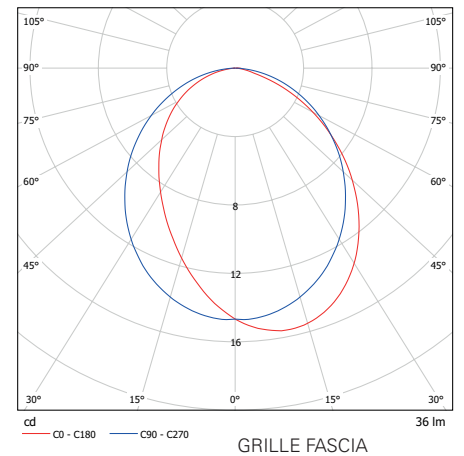
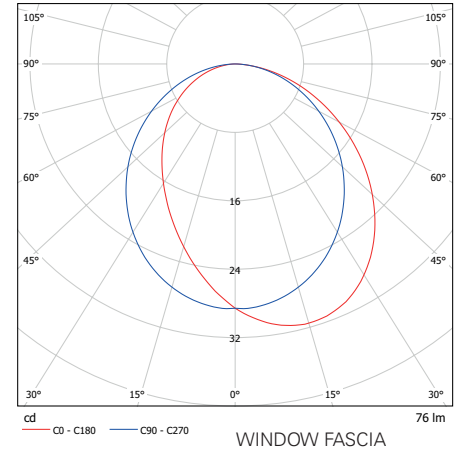
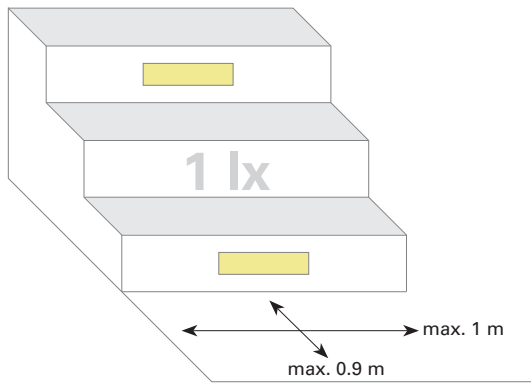
Degree of protection	IP43
Class	I
Enclosure material	Sheet steel
Enclosure colour/surface	Brushed stainless steel   sheet steel
Terminal block	3 x 2.5 <sup>2</sup> for through wiring
Light source	3 x 1 W power LED
Ambient temperature	-20° C to +40° C
Connected load (AC/DC)	10.0 VA /5.5 W
Supply voltage	230V ± 10 %, 50/60 Hz/176-275 V DC

**VERSIONS**

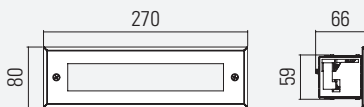
1 h with auto-check   with BUS check	
3 h with auto-check   with BUS check	
8 h with auto-check   with BUS check	
without monitoring module	•
with monitoring module	•
with DALI monitoring	•

**OPTIONS /ACCESSORIES**

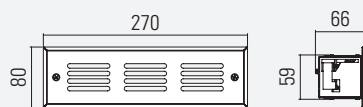
- Window fascia in brushed stainless steel
- Grill fascia in brushed stainless steel
- Concrete casting box
- Enclosure in RAL 9016 (white) and RAL 9005 (matt black) | Other colours on request



**SL1 RECESSED WALL INSTALLATION**



Window fascia



Grille fascia

Wall cutout: 255 x 63 mm  
 Maximum wall thickness: 34 mm